

Rheinfelden

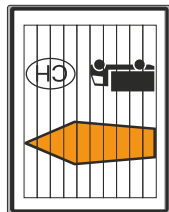
BAB A861



SST16  
EW 05/595  
km 1,755



Bachlauf



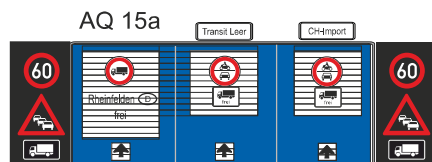
AQ 16  
km 1,820

91 DV



MQ 15a  
km 1,850

MQ 15  
km 1,900

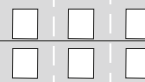


15a.2 AQ15a 15a.1

AQ 15a  
km 1,920  
Ende  
Stauraum 1b



MQ 15b  
km 1,950



MQ15b

SST15  
EW 05/594  
km 1,950



AQ 15  
km 2,000

BAB A861

Lörrach

■ Sick-Scanner LMS 211

AQ Anzeigequerschnitt

MQ Messquerschnitt

📹 Videokamera

□ Einfachscheifen

□ Doppelscheifen

